

920*i*[®]

PROGRAMMABLE HMI
INDICATOR/CONTROLLER

**Available
with
USB**



RICE LAKE[®]
WEIGHING SYSTEMS

To be the best by every measure[®]

800-472-6703
www.ricelake.com
m.ricelake.com

Flexibility. Power. Simplicity.

A masterpiece of innovation

Different, yet intuitively familiar for even the least experienced operators. The 920i® is truly the first of its kind to blend revolutionary user interfaces, total flexibility and ultimate processing performance with the simplicity of a basic weight meter. We have taken the best features from weight instruments, PLCs and computers and added more robust electronics, a crisp graphical display and programmable softkeys. Put it all together inside a virtually indestructible enclosure and you have one of the most advanced HMIs the industry has ever seen. Adding an entirely new dimension in flexibility for solution providers and users alike, the 920i delivers simplified customization at a fraction of the cost of traditional process instrumentation. From tailored "basic" weighing, to complex process automation, the 920i gives you exactly what you need, exactly the way you want it.

Intelligent in concept

While most programmable indicators/controllers can run complicated programs, operating them can be equally difficult. The 920i's intelligent design has changed all that. We've combined performance-driven circuitry, simplified architecture, and intuitive features to provide an instrument that offers virtually unlimited power, yet is remarkably easy to use. An integrated PS/2 or USB port allows for quick data entry from a keyboard and seamless communication with a PC or other peripheral device.

Customizable soft keys put increased productivity at your fingertips. Get instant access to frequently used functions such as selecting a formula, starting a batch, beginning a data collection sequence, or searching or sorting a file. They can be redefined throughout a program, providing a virtually unlimited number of soft keys. When your process changes, soft key functions can easily be modified in the field.

Data acquisition and storage play a vital role in successful supply chain management. From simple transaction and inventory records to complex data manipulation, the 920i will help you manage critical information in a way that best fits your process. Customize database files to store information like ID numbers, transactions, formulas, label formats, and PLUs. With optional memory upgrades, the 920i can house multiple database files or allow you to download information to a standard data management software program on your PC.

The ultimate user-interface
Character sizes are selectable from .25 up to 1.2 inches to tailor the display to the information required.

Bar graphs
Real-time bar graphs show filling and batching.

Prompting
Customized scrolling prompts guide operators through functions.

Soft keys
Multiple user-defined and preset functions are available simultaneously through five convenient soft keys with easy-to-read scrolling tabs.

NEMA 4X/IP66
Heavy-duty, stainless steel enclosure for enhanced protection in harsh environments.

Nav-pad
Convenient navigation pad increases efficiency and accuracy.

Graphic icons and messages
Alerts operators to setpoint and function status.

Stainless steel domed switches
Heavy-duty tactile feel keys feature stainless domes tested to over five million actuations!

Event Sequential Protocol
The most advanced processing technology in the industry.



It's all in the box.

Momentum for business

As companies are continually pressed to do more with fewer resources, they expect more from their equipment. The 920i delivers the speed you need to stay ahead of the competition. Combining the power of three advanced features, it processes data many times faster than existing programmable instrumentation.

UPDATES PER SECOND



For high-speed checkweighing, batching and filling, single or multiple A/Ds at selectable rates from 7.5 to 960 updates per second, the 920i is as responsive as

they come. The industry's most effective digital filtering and a selectable display update rate ensure accurate, stable weighments.

For program-controlled functions, the 920i has removed the slowest step in the internal process—language compilation. When teamed with the latest industrial chip technology, the result is extremely efficient processing.

Until now, performing even simple weighing operations while running a program put your operation into slow motion. We've changed all that with ESP technology (Event Sequential Protocol). The 920i is a master multi-tasking tool. Similar to computer processing technology, events are identified, prioritized and executed by handlers with unprecedented efficiency. In the time it takes most other programmable instruments to loop through a process cycle and address a single random resource demand, the 920i has already executed a sequence of critical tasks in order of highest priority.

Flexibility by design

The 920i's modular design allows you to choose only the options necessary for your current application, yet leaves room for future expansion. Whether your process requires multiple scales or connection to other peripherals, the 920i offers a full range of options* to get the job done.

Easily integrated into new or existing automation systems, the 920i provides open connectivity to the most popular networking interfaces. In fact, with the ability to communicate with and control your other indicators, it performs much like a traditional PLC.

*Requires hardware expansion and is dependent upon option combination.

Your window of opportunity to a new dimension in process efficiency.

- Real-time bar graphs show filling and batching
- Simultaneously view up to 32 sensor inputs, or up to 4 legal-for-trade scales
- Up to 10 different screens can be programmed to change with your process
- Graphic icons and messages show setpoint and function status



Bar graphs and visual cues inform users when a batch or fill is in process and when it's approaching target weights.



A 32-channel display capability allows viewing of weight on an individual scale and a combination of totaled scales.



Customized database programs allow you to store, access and analyze critical production information.



Event Sequential Protocol



Paired for success



Add advanced diagnostics to the 920i with the optional iQUBE² digital diagnostic junction box. When the iQUBE² detects an unstable system, it automatically sends a signal to the indicator. The 920i alerts the operator to potential inaccuracies, and will even email findings to your service provider.



What can the 920i® do for your operation?

Visit **www.ricelake.com** to learn more about the 920i and how our revolutionary iRite™ programming tools bring a new level of versatility and simplicity to your operation.

920i® PROGRAMMABLE HMI INDICATOR/CONTROLLER

Standard Features

- Large 4.6" W x 3.4" H, 320 x 240 pixel back-lit LCD graphical display
- Selectable character sizes from .25" to 1.2"
- Display up to four scale channels with required legal-for-trade information per screen
- Five displayed soft keys with 10 user-defined and 14 preset functions per screen
- Selectable A/D measurement rate up to 960/second
- Power for (16) 350Ω load cells per A/D option card
- Peak hold, rate of change
- Audit Trail Tracking and Alibi storage
- Multiple range/internal weighing
- Four bidirectional communication ports
- Local/remote keypress operation
- Operator prompts/256 widgets
- Multiple screens (program control)
- Eight onboard data bases
- Six onboard digital I/O
- 100 configurable setpoints
- Two onboard option card slots
- 1,000-ID truck registers for in/out weighing
- Programmable ticket formats - 20 auxiliary print formats
- ESP event-driven processing
- User programmable 512K flash memory
- iQUBE² connectivity
- 32 individual scale accumulators
- Front panel or serial configuration/calibration
- NEMA 4X/IP66 stainless steel enclosure
- PS/2 or USB keyboard port for data entry

Options/Accessories

- Digital I/O, 24 channel
- A/D dual or single channel
- 0-4 kHz pulse input
- Analog output selectable (0-10V, 0-20mA)
- Analog input (-/+ 5VDC, 0-10V, 0-20mA)
- Thermocouple (E, J, K, N, T)
- Memory, 1 MB (14 MB optional)
- Two channel serial (RS-232, RS-485 and 20mA)
- Two- and six-card expansion boards
- DC-DC 9-36 converter
- PS/2 keyboard
- Fiber optic interface
- Trans-reflective display for sunlight applications
- Port 2 interface PS/2 or USB connections

Communication protocol cards

- DeviceNet™
- Allen-Bradley® Remote I/O
- EtherNet/IP™
- ControlNet™
- Profibus® DP
- Ethernet TCP/IP 10/100 Base-T
- Wireless LAN



Enclosure Options

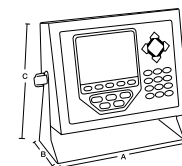
Universal Mount

Common Applications

- General purpose indoor/outdoor
- Confined space
- Data entry

Model-Specific Features

- 360° mounting configuration
- Accommodates two option cards internally (up to 14 total)



A = 10.8" B = 5.3" C = 10.9"

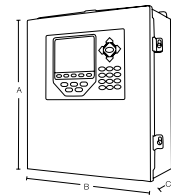
Wall Mount

Common Applications

- Control systems
- Industrial indoor/outdoor
- Material handling

Model-Specific Features

- Space for manual overrides
- Accommodates eight option cards internally (up to 14 total)
- Accommodates internal relays



A = 18" B = 14.3" C = 6.75"

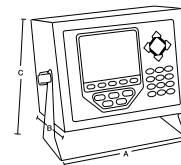
Deep Universal Mount

Common Applications

- General purpose indoor/outdoor
- Four option cards

Model-Specific Features

- Ergonomically efficient
- Accommodates four option cards internally (up to 14 total)



A = 11" B = 5.25" C = 10.8"

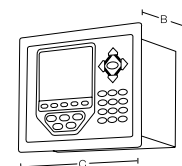
Panel Mount

Common Applications

- Process control
- Retrofit existing panels
- Custom consoles

Model-Specific Features

- Optimizes panel space
- Accommodates four option cards internally (up to 14 total)



A = 9.2" B = 5.2" C = 11.6"

Approvals



CC #01-088
Pmax = 10,000
Class III/IV



UL LISTED
Universal, Deep and
Wall Mount cUL listed
Panel Mount cUL recognized



Measurement
Canada
Approved
AM-5426



PRODUCT SERVICE



6000/10,000
UK 2658

Your Rice Lake Weighing Systems distributor is:

Interweigh Systems Inc.
Phone: 800-268-3269
e-mail: inquiry@interweigh.ca
www.InterweighSystems.ca

RICELAKE®
WEIGHING SYSTEMS
To be the best by every measure®